

Preparing for Clearing 2024

We asked 2024 entry undergraduates about their back-up plans for results day, what they knew about Clearing and how they were finding out about it. Where relevant, we've compared results to 2023 research to show change over time.

Methodology:

TSR Asks monthly omnibus survey of 2024 entry undergraduates in Year 13 (or equivalent)

Fieldwork:

3rd – 6th May 2024

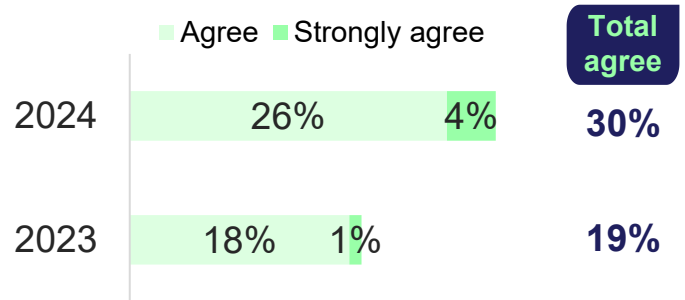
Base:

193 responses

How are prospective undergrads feeling about Clearing?

At the start of the summer term prior to Results day, knowledge of Clearing among 2024 entry respondents was limited. Only 30% felt they **knew a lot about Clearing**, including just 4% who strongly agreed with this statement. Positively however, a higher proportion of 2024 entry respondents agreed or strongly agreed that they knew a lot about Clearing compared to 2023 entry UGs last year (19%).

Q: I know a lot about Clearing



Q: To what extent do you agree or disagree with the following statements about Clearing? (multiple choice - % agree or strongly agree)



There are lots of places available in Clearing
27%

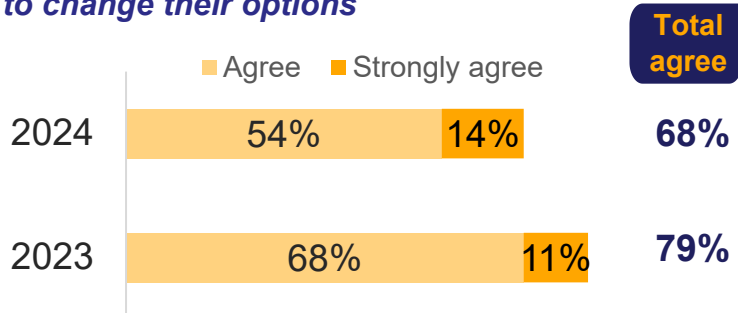


Clearing is only for people who don't get the grades
25%

Only around a quarter (27%) expected there to be a lot of places available in Clearing, suggesting communications that raise knowledge about Clearing itself and also the range of options available may be welcomed.

Positively, just 25% agreed that Clearing was only for people who don't get the grades. And there appeared to be an understanding that Clearing was an option for those who were unhappy with their firm or insurance choices.

Q: Clearing is a good choice for people who want to change their options



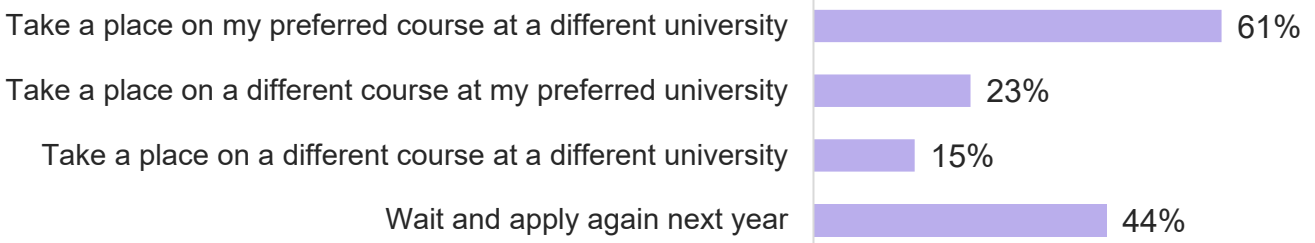
More than two-thirds (68%) agreed that clearing was a good choice for people who wanted to change their options, However, this was a decline compared to 2023 when almost four-fifths (79%) took this view about Clearing.

What would they do on the Day?

Respondents were more loyal to their chosen course than their chosen university. If they found themselves in Clearing on results day, respondents were more likely to stick with their original course at a different university (62%) than choose a different course at their preferred university (23%). 15% would be open to greater change; a different course at a different university.

However, more than two in five (44%) felt they would wait and apply again next year. There were no significant differences compared to last year

Q: Which of the following compromises would you consider if you didn't get a place at university this year? (multiple choice)



Understandably, UCAS would be the main information source respondents would use, both in advance and on Results day to find out about Clearing opportunities, followed by university websites. Respondents expected to use multiple resources beforehand and on the day, with each on average selecting around 3 sources from the list at both points.

More than half (52%) would use online forums such as The Student Room prior to Results Day to find Clearing opportunities, while 37% expected to use them on the day.

Q: What information sources would you want to use to find out about Clearing opportunities, before Results day? / on Results day? (multiple choice)

